
TEMP FENCE UK



0151 319 5921




info@tempfence.uk




tempfence.uk



Temporary Fencing



Every panel in our Temporary Fencing range is manufactured locally. Thanks to our extensive range we have a product to suit any budget or application.

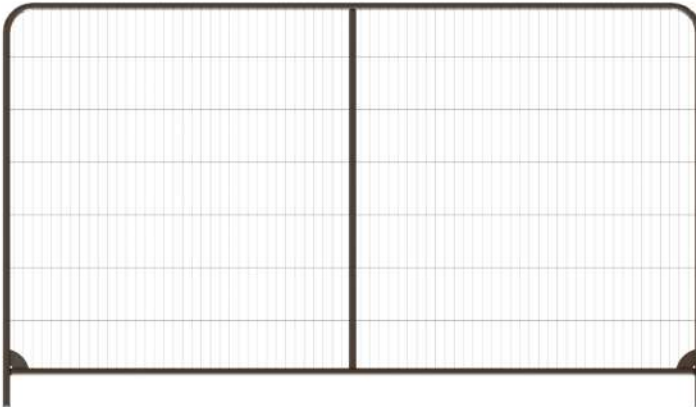


HD Round Top

Galvanised HS(G) 151 Temporary Fence panel

Specifications:

- Outer Tube: 38.1
- Bottom Rail: 38.1
- Dimensions: 3.5m x 2m
- Mesh: Anti-Climb




RT Centre Bar

Galvanised HS(G) 151 Temporary Fence panel

Specifications:

- Outer Tube: 38.1
- Bottom Rail: 38.1
- Centre Bar: 38.1
- Dimensions: 3.5m x 2m
- Mesh: Anti-Climb




HD Square Top

Galvanised HS(G) 151 Temporary Fence panel

Specifications:

- Horizontal Tube: 38.1
- Vertical Tube: 38.1
- Dimensions: 3.5m x 2m
- Mesh: Anti-Climb




2.85 Round Top

Galvanised HS(G) 151 Temporary Fence panel

Specifications:

- Outer Tube: 38.1
- Bottom Rail: 38.1
- Dimensions: 2.85m x 2m
- Mesh: Anti-Climb



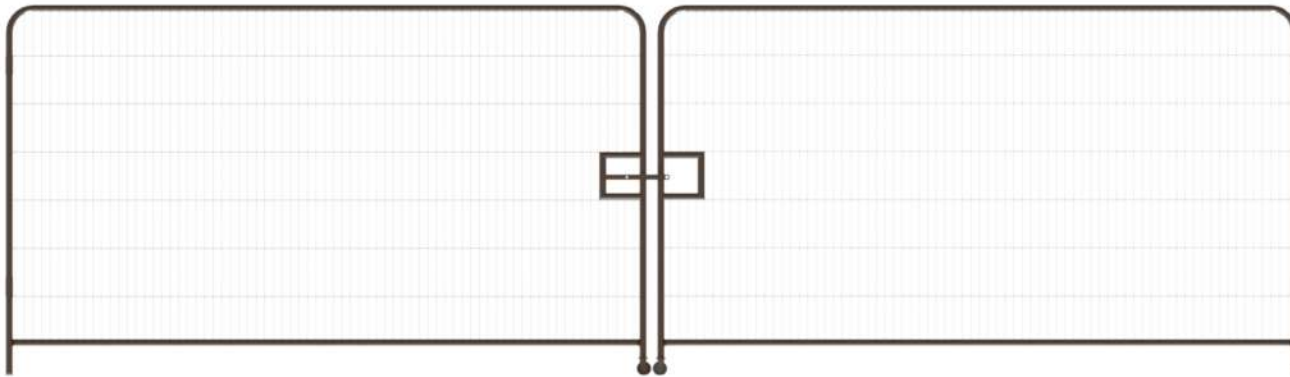
1.75 Round Top

Galvanised HS(G) 151 Temporary Fence panel

Specifications:

- Outer Tube: 38.1
- Bottom Rail: 38.1
- Dimensions: 1.75m x 2m
- Mesh: Anti-Climb

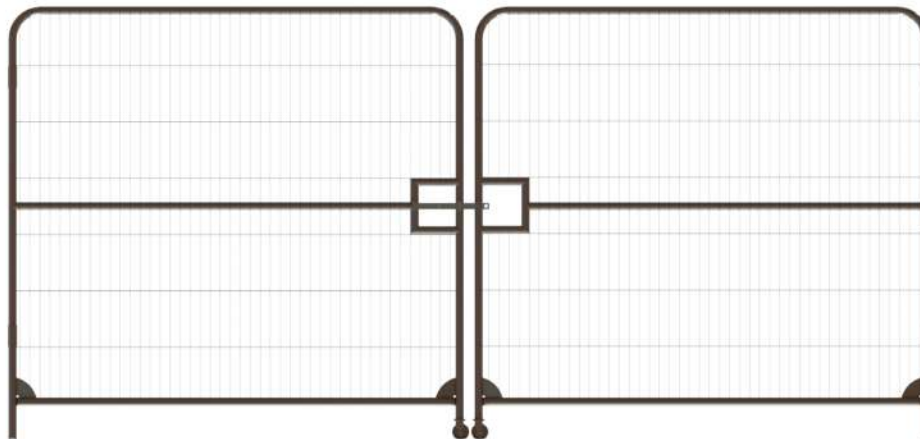




7m Vehicle Gate

Specifications:

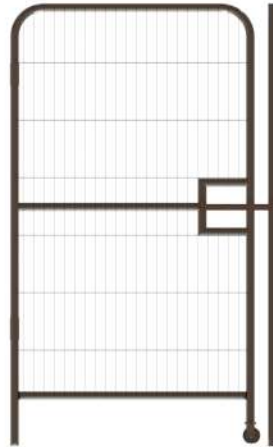
- Outer Tube: 38.1
- Bottom Rail: 38.1
- Dimensions: 3.5m x 2m
- Mesh: Anti-Climb



4.2m Vehicle Gate

Specifications:

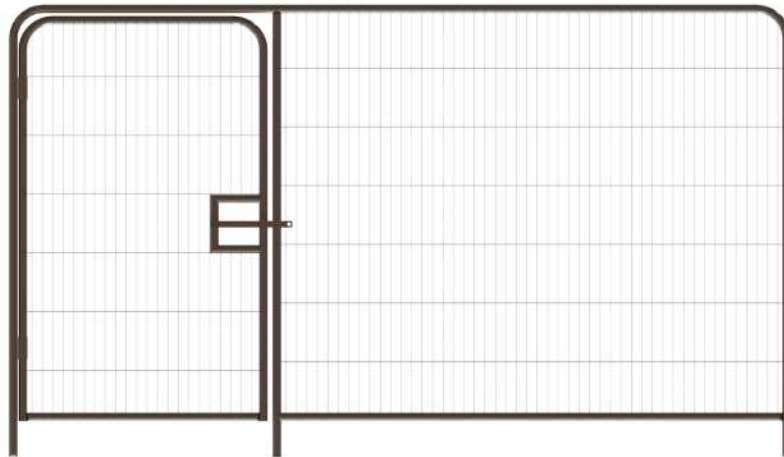
- Outer Tube: 38.1
- Bottom Rail: 38.1
- Centre Bar: 38.1
- Dimensions: 3.5m x 2m
- Mesh: Anti-Climb
- Centre Rail for added strength



1.2m Pedestrian Gate

Specifications:

- Outer Tube: 38.1
- Bottom Rail: 38.1
- Centre Bar: 38.1
- Dimensions: 3.5m x 2m
- Mesh: Anti-Climb
- Centre Rail for added strength



Pedestrian Gate In Panel

Specifications:

- Outer Tube: 38.1
- Bottom Rail: 38.1
- Dimensions: 3.5m x 2m
- Mesh: Anti-Climb



Fence Coupler

Steel coupler that provides a strong connection between two fence panels, helping secure your site and stop unauthorised access



Rubber Block

Rubber Foot made from recycled plastic. Used to stop Temporary Fence panels from blowing over in strong winds.



Anti Tamper Fence Coupler

Heavy Duty coupler with anti tamper nut that requires a specific tool to unlock and lock.



Anti Lift Device

Galvanized bracket that can be fixed to a coupler to stop Temporary Fence Panels from being lifted out of the Rubber Block.



Anti Tamper Spanner

Galvanized tool to lock and unlock the Anti Tamper Couplers.



Company Logo

Advertise your company with an aluminum or PVC tag on Temporary Fence Panels and Gates.



Angled Support Arm

A cranked brace that allows for stacking of multiple ballast blocks. Helps secure fencing and hoarding against strong winds.



Short Brace System

Short brace fixed using the coupler and the rubber foot. Can be used with additional ballast



Brace and Tray System

Used to secure against heavy winds using concrete ballast blocks.



Road Plates

a 2.4m x 1.2m Anti Slip road plate used for temporary road surface for traffic and pedestrians.



Castor Wheels

Used to turn a standard panel into a temporary gate.

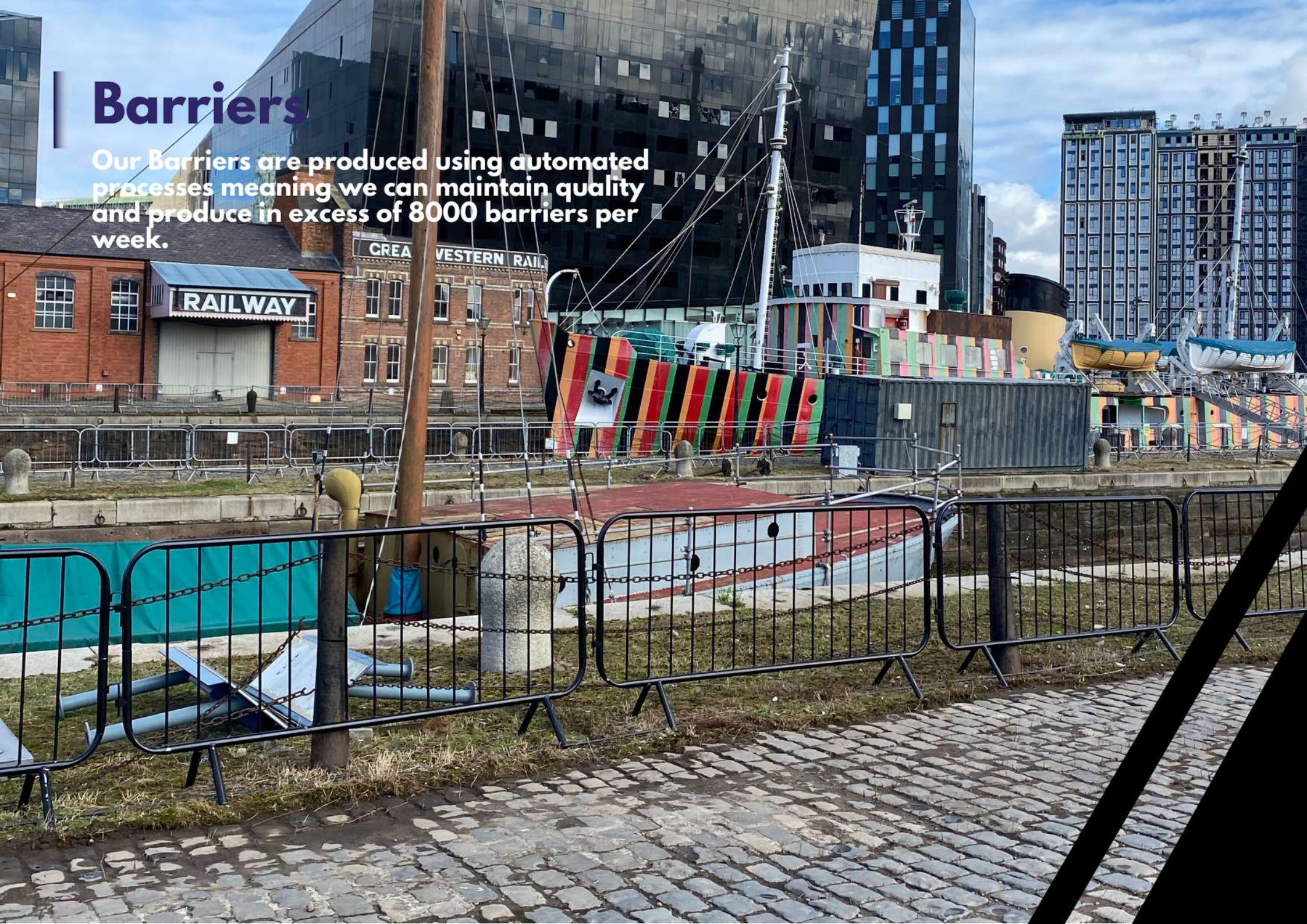


Stillages

Wide range of stillages as well as bespoke stillages available.

Barriers

Our Barriers are produced using automated processes meaning we can maintain quality and produce in excess of 8000 barriers per week.





HD Fixed Leg Barrier

2.3m x 1.1m galvanized steel barrier

Specifications:


- Outer Tube: 38.1
- Infills: 12mm
- Punched holes top and bottom
- 2 Piece Frame


Eco Fixed Leg Barrier

2.3m x 1.1m galvanized steel barrier

Specifications:

- Outer Tube: 38.1
- Infills: 6mm
- 2 Piece Frame





Event Fixed Leg Barrier

2.3m x 1.1m galvanized steel barrier

Specifications:

- Outer Tube: 38.1
- Centre Bar for durability
- Infills: 12mm
- Punched holes top and bottom
- 2 Piece Frame


Loose Leg Barrier

2.3m x 1.1m galvanized steel barrier

Specifications:

- Outer Tube: 38.1
- Infills: 12mm
- 2 Piece Frame





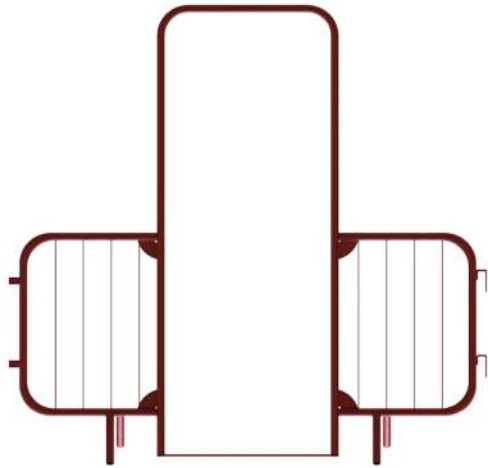
Mesh Barrier

3.5m x 1.1m galvanized steel barrier

Specifications:

- Outer Tube: 38.1
- Infills: 6mm
- 2 Piece Frame





Walkthrough Barrier

2.5 m x 2.2m Powder Coated Barrier

Specifications:

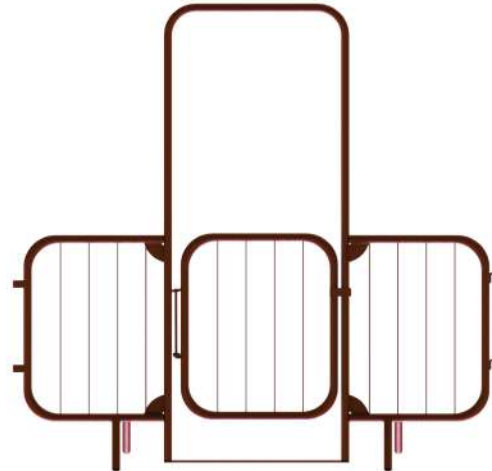
- Available in any colour
- Profile Cut Joints
- Solid Tread Plate
- Powder Coated in house

Gated Walkthrough Barrier

2.5m x 2.2m Powder Coated barrier

Specifications:

- Available in any colour
- Profile Cut Joints
- Solid Tread Plate
- Adjustable gate hinge



Powder Coating

Powder Coating is an extremely durable and scratch resistant surface coating. It is pliable but hard enough to withstand impact without scratching and is the most popular process for finishing metalwork. Our powder is applied using automation using programmable robotic reciprocators that coat the material with the required amount of micron thickness.

This quick and easy electrostatic application gives a high-quality finish. Then the final process is to stove the product between 200°C and 240°C to guarantee maximum curing.

